



Brian Sandoval
Governor



Richard Whitley
Director

State of Nevada
Department of Health and Human Services
Office of Analytics

Behavioral Health Data
Washoe County

Kyra Morgan, MS
State Biostatistician

Jen Thompson
Health Program Specialist II



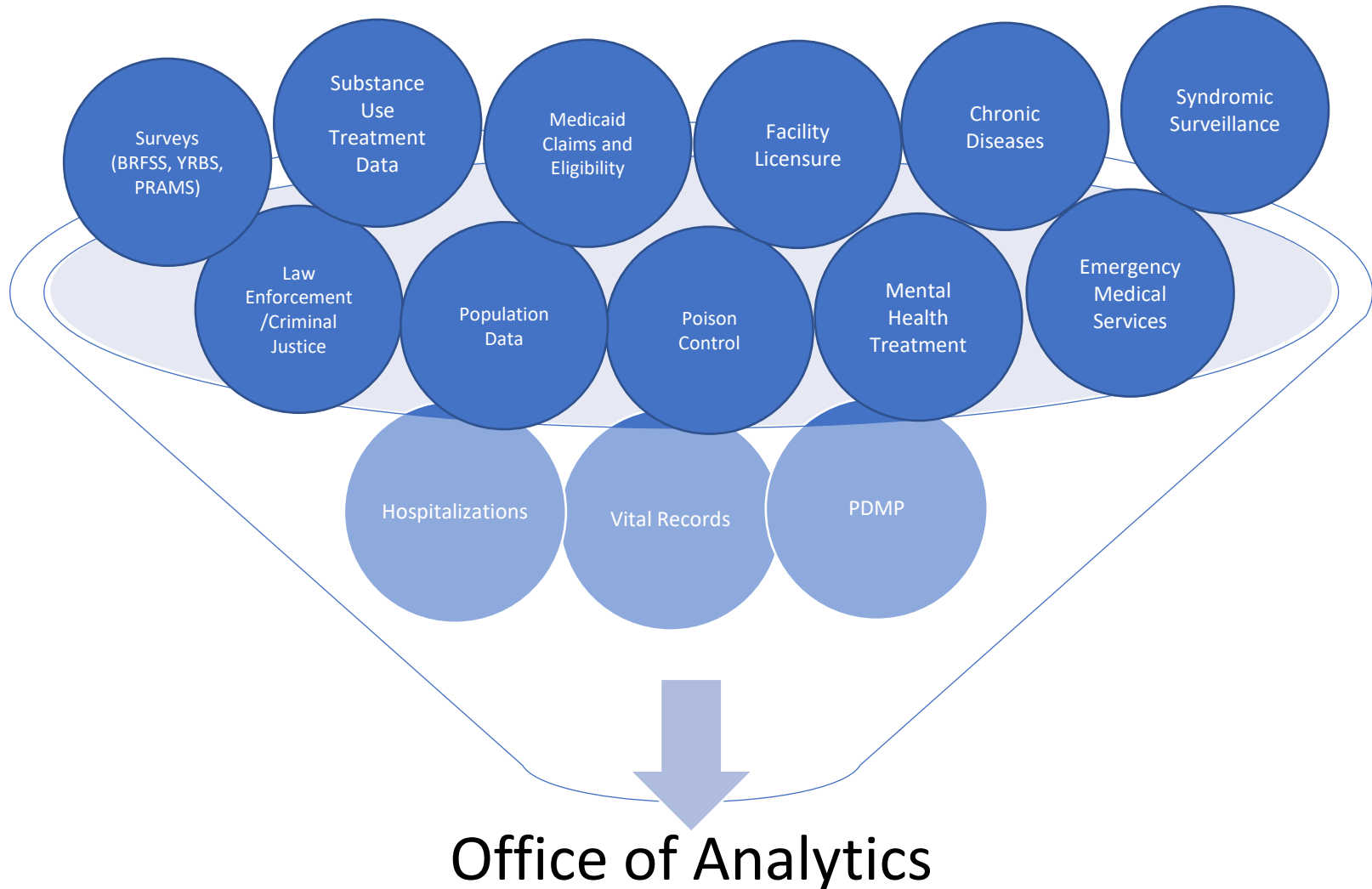
Office of Analytics

- Est. November, 2017
- Goal: To move from an analytic culture centered on required reporting and reactionary analytics, to an analytic culture of proactive analytics which drive policy and decision making across DHHS.
- Comprised of 30 analysts, biostatisticians, and health economists

Office of Analytics

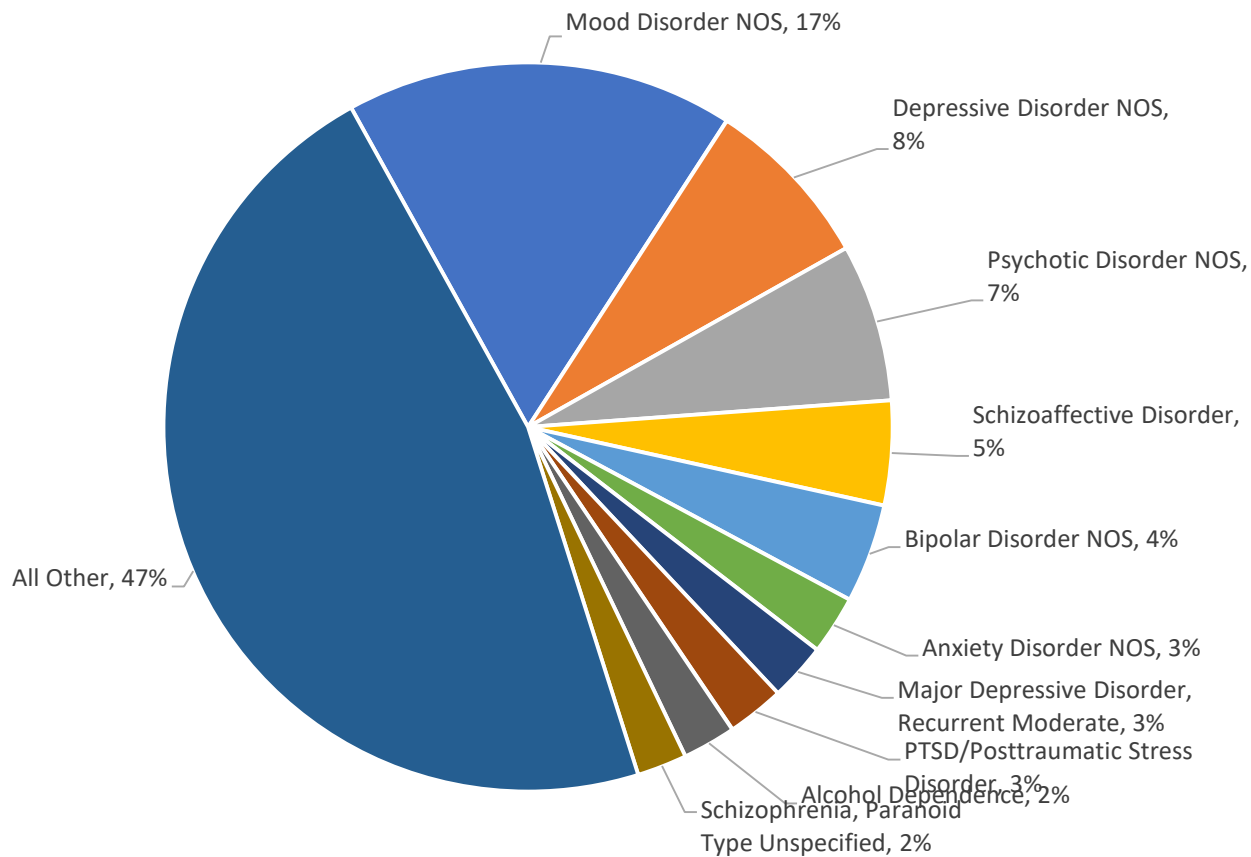
- Providing analytical support to:
 - Division of Public and Behavioral Health
 - Division of Healthcare Finance and Policy
 - Division of Child and Family Services
 - Division of Aging and Disability Services
 - Division of Welfare and Supportive Services
- Community Partners, University Researchers, Coalitions, Media, Public, etc.
- Helpdesk: data@dhhs.nv.gov

Office of Analytics



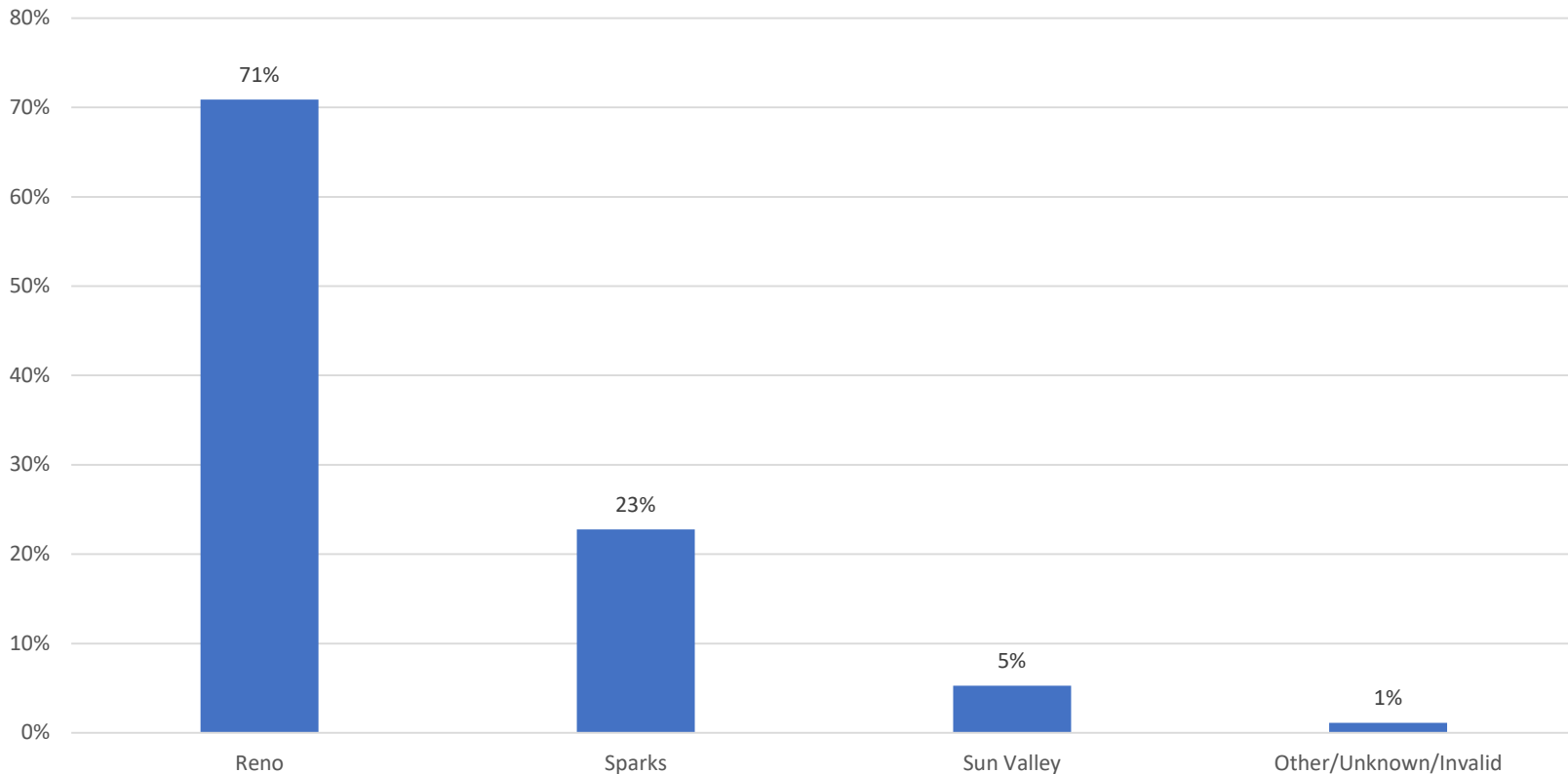
Behavioral Health Data – State Facilities

Washoe County Most Common Primary Diagnosis, 2010-2016.



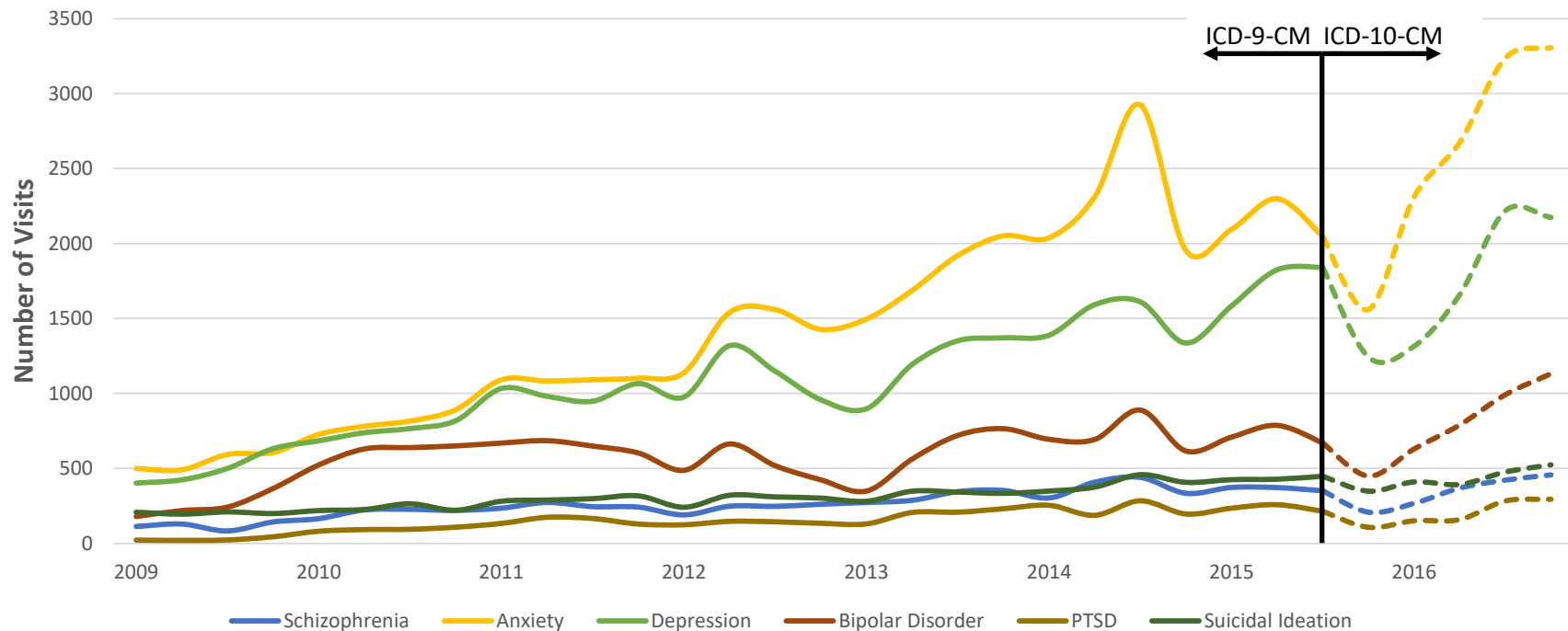
Behavioral Health Data – State Facilities

Washoe County Residents who Access Mental and Behavioral Health Clinics by City of Residence, 2010-2016.



Behavioral Health Data – ER

Washoe County Emergency Room Visits for Select Mental Health Disorders by Quarter, 2009-2016.

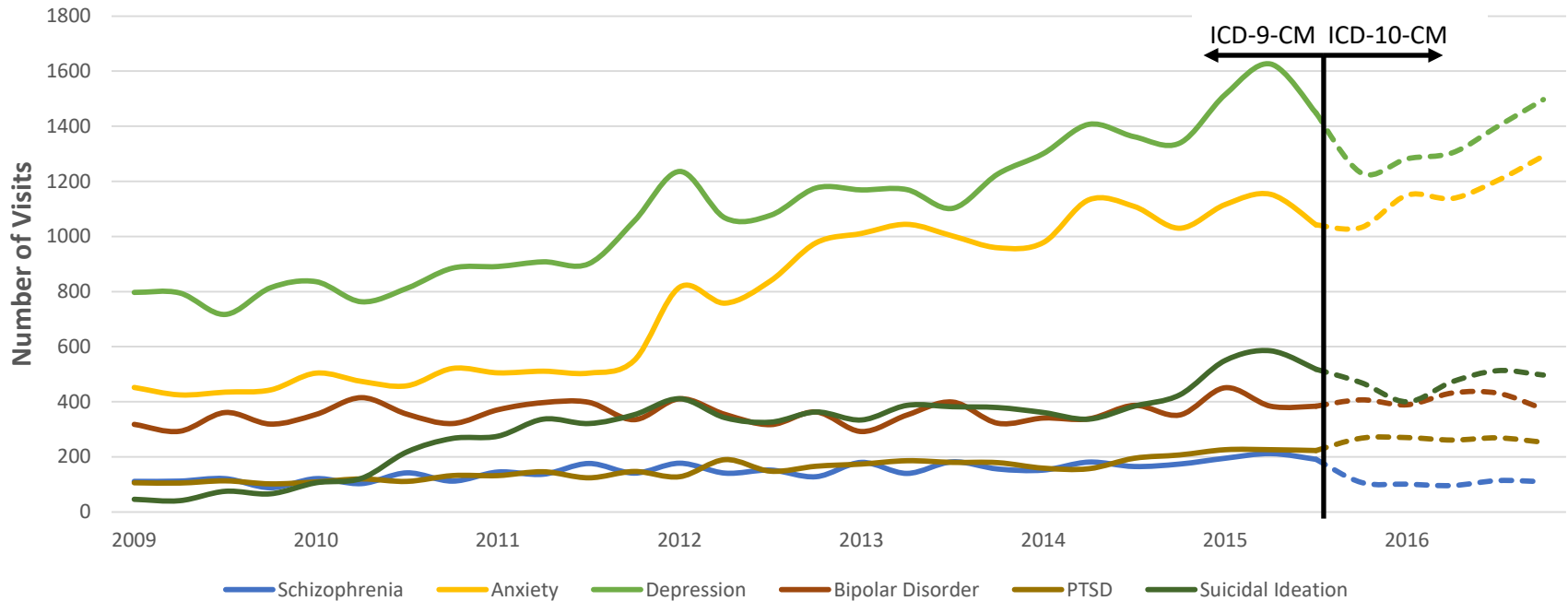


The following ICD-9 codes were used for analysis of mental disorders: 300.0 , 296.20-296.36, 311, 296.40-296.89, 309.81, 295, V11.0, and V62.84.

The following ICD-10 codes were used for analysis of mental disorders: F20, Z65.8, F41, F32.5, F32.9, F32.89, F31, F43.10, F43.12, and R45.851.

Behavioral Health Data – IP

Washoe County Inpatient Admissions for Select Mental Health Disorders by Quarters, 2009-2016.

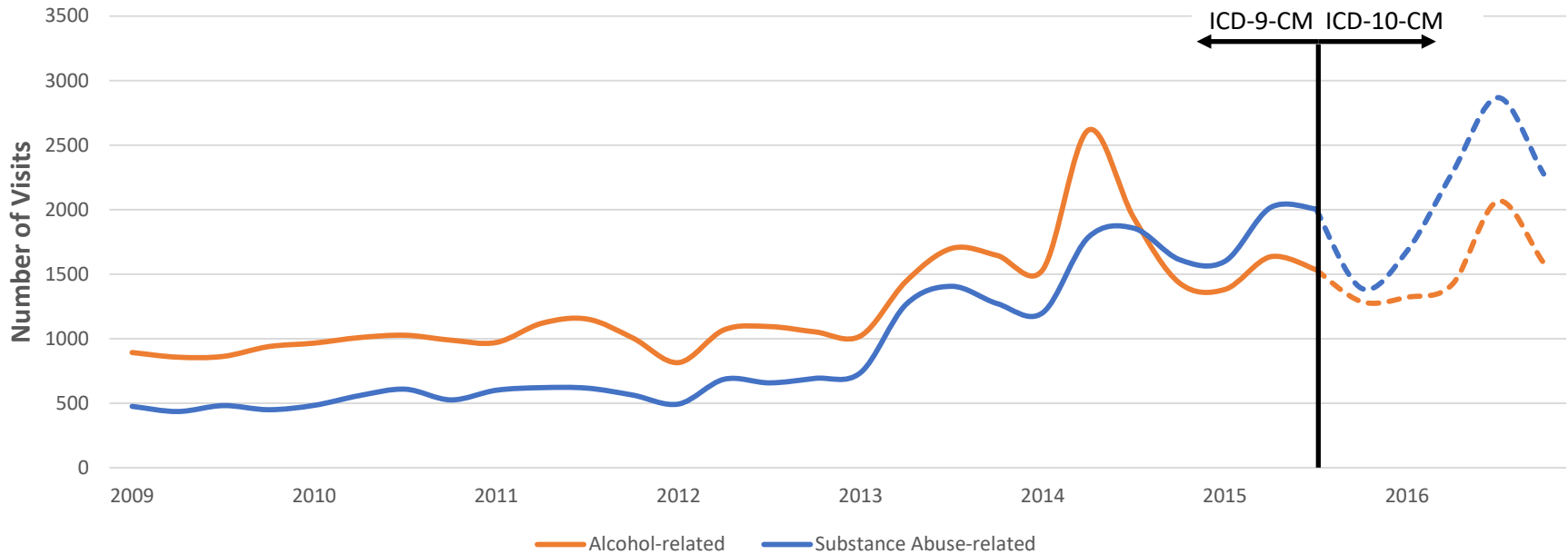


The following ICD-9 codes were used for analysis of mental disorders: 300.0 , 296.20-296.36, 311, 296.40-296.89, 309.81, 295, V11.0, and V62.84.

The following ICD-10 codes were used for analysis of mental disorders: F20, Z65.8, F41, F32.5, F32.9, F32.89, F31, F43.10, F43.12, and R45.851.

Behavioral Health Data – ER

Washoe County Emergency Room Visits for Alcohol- and Substance-Related Diagnoses by Quarter, 2009-2016.



The following ICD-9 codes were used for analysis of alcohol-related admissions: 291, 303, 305.0, 357.5, 425.5, 535.3, 571.0-571.3, 790.3, 980, and E860.

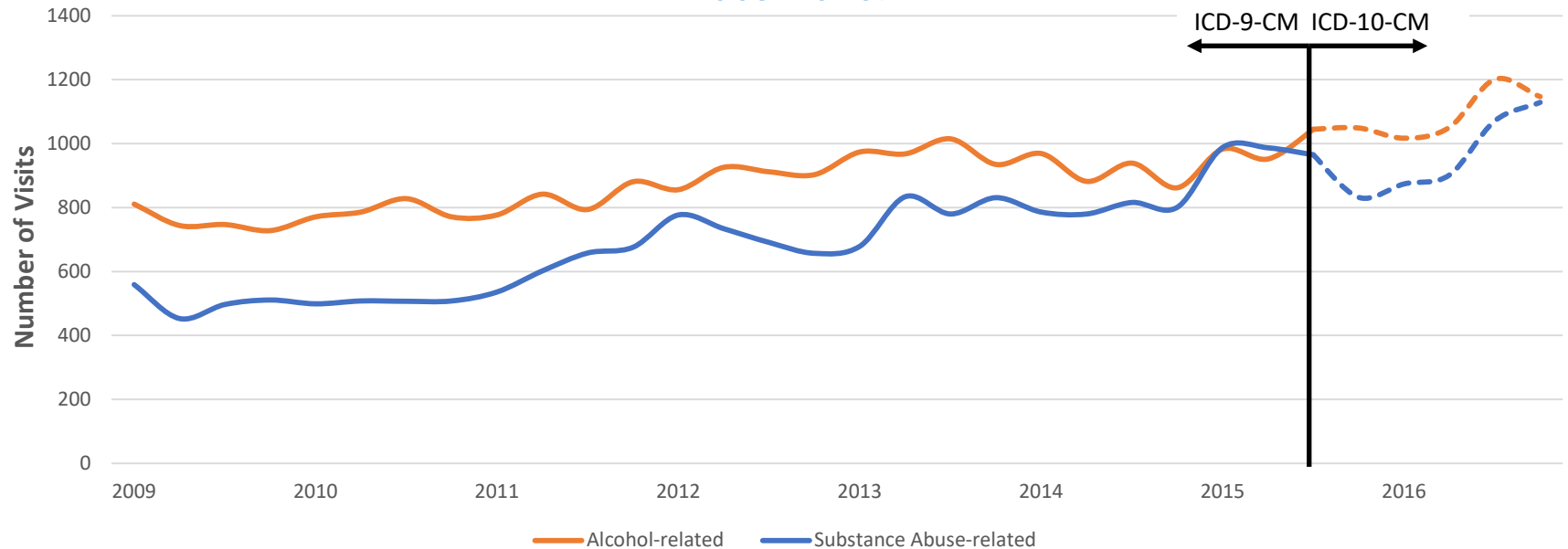
The following ICD-10 codes were used for analysis of alcohol-related admissions: F10, G62.1, I42.6, K29.2, K70, R78.0, and T51.

The following ICD-9 codes were used for analysis of substance-related admissions: 292, 304, 305.2-305.9, 965, 967, 968, 969, and 970.

The following ICD-10 codes were used for analysis of substance-related admissions: F11-F16, F18, F19, T39, T40, T41.0, T41.1, T41.2, T41.3, T41.4, T42.3, T43.4, T42.6, T42.7, T42.8, and T43.

Behavioral Health Data – IP

Washoe County Inpatient Admissions for Alcohol- and Substance-Related Diagnoses by Quarter, 2009-2016.



The following ICD-9 codes were used for analysis of alcohol-related admissions: 291, 303, 305.0, 357.5, 425.5, 535.3, 571.0-571.3, 790.3, 980, and E860.

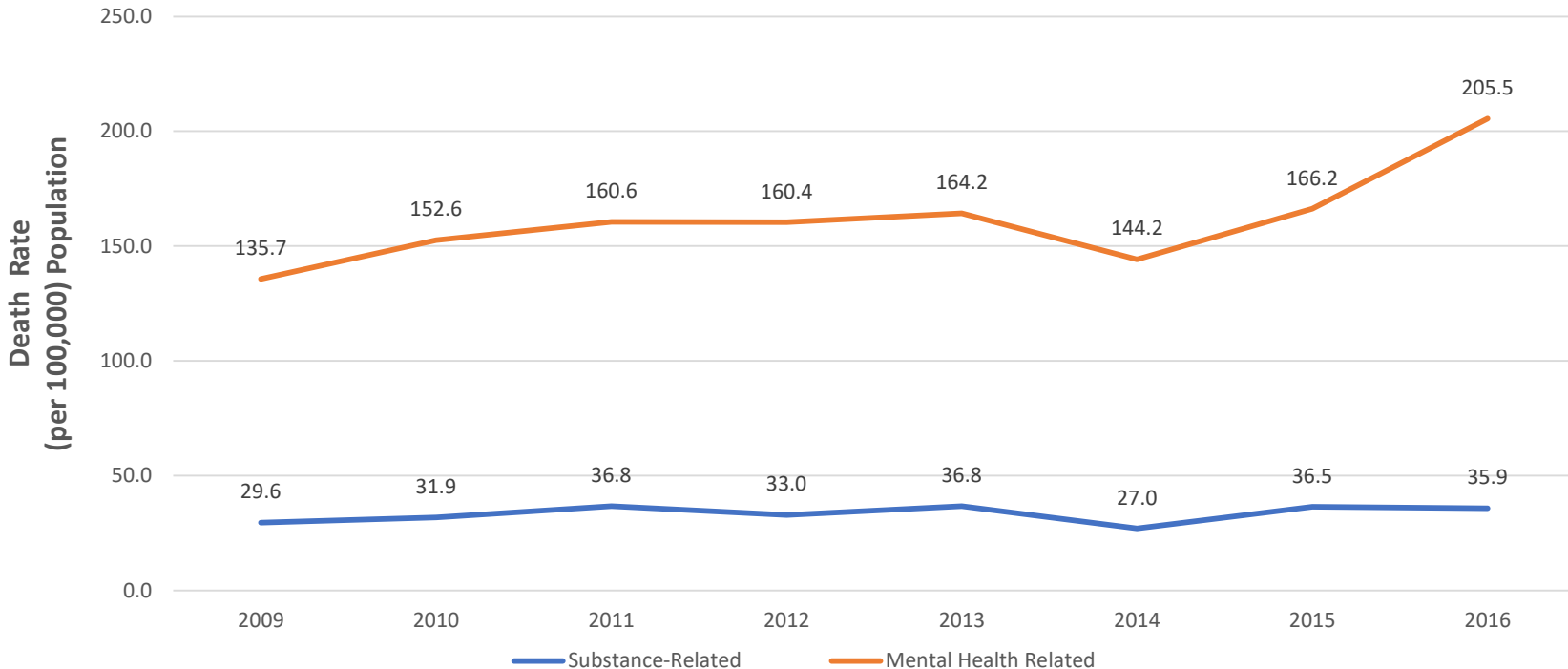
The following ICD-10 codes were used for analysis of alcohol-related admissions: F10, G62.1, I42.6, K29.2, K70, R78.0, and T51.

The following ICD-9 codes were used for analysis of substance-related admissions: 292, 304, 305.2-305.9, 965, 967, 968, 969, and 970.

The following ICD-10 codes were used for analysis of substance-related admissions: F11-F16, F18, F19, T39, T40, T41.0, T41.1, T41.2, T41.3, T41.4, T42.3, T43.4, T42.6, T42.7, T42.8, and T43.

Behavioral Health Data – Deaths

Washoe County Mental Health and Substance-Related Deaths, 2009-2016.



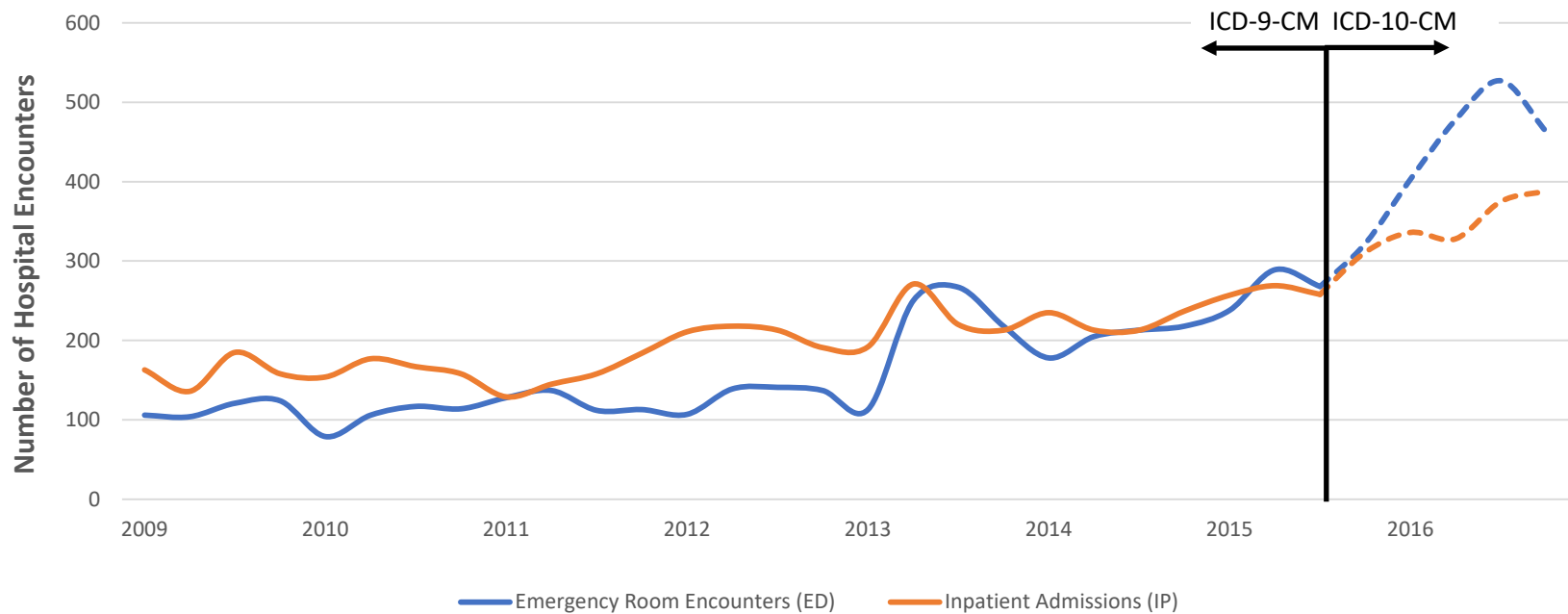
* Data are preliminary and are subject to changes.

The following ICD-10 codes were used to define Mental Health Related Deaths: F00-F99.

The following ICD-10 codes were used to define Substance-Related Deaths: G312, G621, I426, G721, K292, K70, K860, R78, Y90, Y91, X40-X49, T36-T60, T65, F10, X60-X69, E244, K852, O354, Y10-Y19, P043, Q860, Z721, Z722, R781-R786, F11-F16, F18, X85-X90, O355, D521, P961, T96-T97, Y40-Y59, K711, N141, P044.

Behavioral Health Data – ER and IP

Washoe County Opioid-Related Hospitalizations by Quarter, 2009-2016.



The following ICD Codes are included in these data:

Opioid Related Disorders (All Diagnosis)

304.0 Opioid type dependence ICD-9-CM

304.7 Combinations of opioid type drug with any other drug ICD-9-CM

305.5 Nondependent opioid abuse ICD-9-CM

F11 Opioid related disorders ICD-10-CM

Opiate Poisoning (Principal Diagnosis)

965.0 Poisoning by opiates and related narcotics ICD-9-CM

T40.0 Poisoning by opium ICD-10-CM

T40.1 Poisoning by heroin ICD-10-CM

T40.2 Poisoning by other opioids ICD-10-CM

T40.3 Poisoning by methadone ICD-10-CM

T40.4 Poisoning by other synthetic narcotics ICD-10-CM

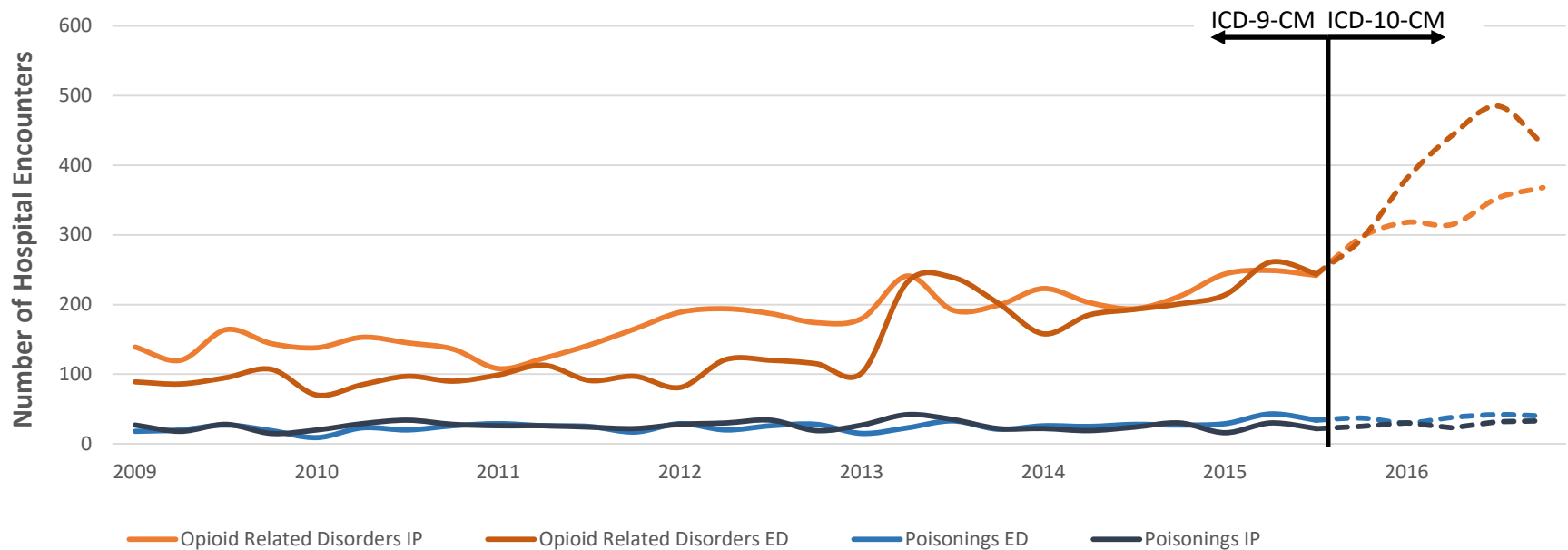
T40.6 Poisoning by other and unspecified narcotics ICD-10-CM

All Diagnosis

E850.0-E850.2 Accidental poisoning by opioids.

Behavioral Health Data – ER and IP

Washoe County Opioid-Related Hospitalizations by ICD Group and Year, 2009-2016.



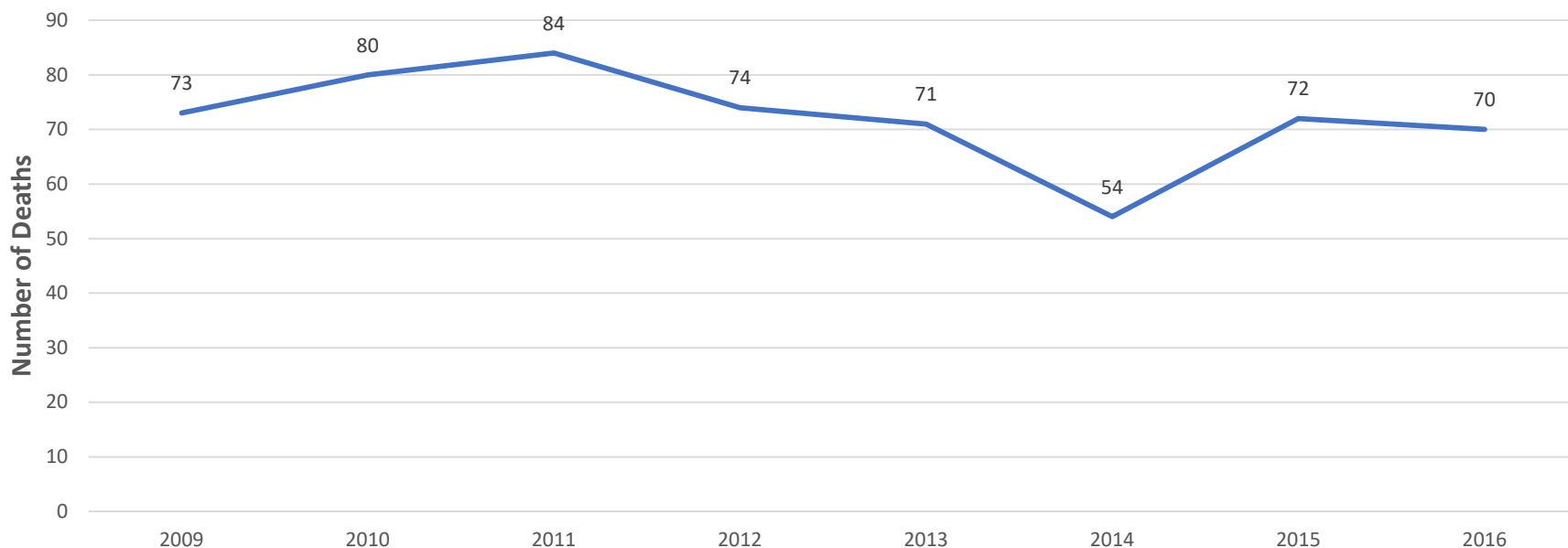
The following ICD Codes are included in these data:

- Opioid Related Disorders (All Diagnosis)
- 304.0 Opioid type dependence ICD-9-CM
- 304.7 Combinations of opioid type drug with any other drug ICD-9-CM
- 305.5 Nondependent opioid abuse ICD-9-CM
- F11 Opioid related disorders ICD-10-CM

- Opiate Poisoning (Principal Diagnosis)
- 965.0 Poisoning by opiates and related narcotics ICD-9-CM
- T40.0 Poisoning by opium ICD-10-CM
- T40.1 Poisoning by heroin ICD-10-CM
- T40.2 Poisoning by other opioids ICD-10-CM
- T40.3 Poisoning by methadone ICD-10-CM
- T40.4 Poisoning by other synthetic narcotics ICD-10-CM
- T40.6 Poisoning by other and unspecified narcotics ICD-10-CM
- All Diagnosis
- E850.0-E850.2 Accidental poisoning by opioids.

Behavioral Health Data – Deaths

Washoe County Opioid-Related Deaths, 2009-2016.



* Data are preliminary and are subject to changes.

Deaths with any of the following ICD-10 codes as an underlying cause of death were first selected:

- 40-X44 Accidental poisonings by drugs
- X60-X64 Intentional self poisoning by drugs
- X85 Assault by drug poisoning
- Y10-Y14 Drug poisoning of underdetermined intent

The following axis (contributing causes of death) ICD-10 Codes are included in these data:

T40.0 Opium~	T40.1 Heroin
T40.2 Natural and semi-synthetic opioids	T40.3 Methadone
T40.4 Synthetic opioids	T40.6 Other and unspecified opioids

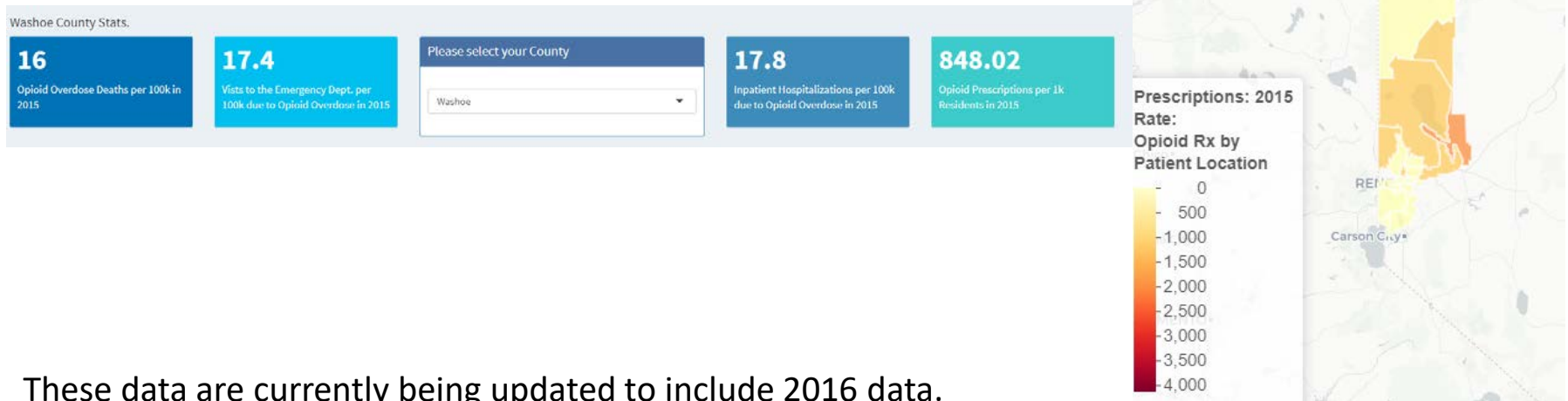
~Opium was included in analysis, since there have been 0 deaths related to opium it is not included in the tables and charts.

Behavioral Health Data

Opioid Dashboard, Nevada, 2011-2015.

A data tool that provides enhanced data visualization and integration of statewide and geographically-specific non-fatal and fatal opioid-involved overdose and opioid prescription data

Web Address: <https://opioid.snhd.org/>



These data are currently being updated to include 2016 data.

Contact Information

Jen Thompson
Behavioral Health Data Manager
Health Program Specialist II

Office of Analytics,
Department of Health and Human Services
jlthompson@health.nv.gov - 775-684-5897

data@dhhs.nv.gov